



C-FRAME SOLENOID

Two position linear solenoid with C-frame construction.

Features

- Economical construction
- AC solenoids and DC solenoids available
- Encapsulated coils on most models
- UL approval on many models

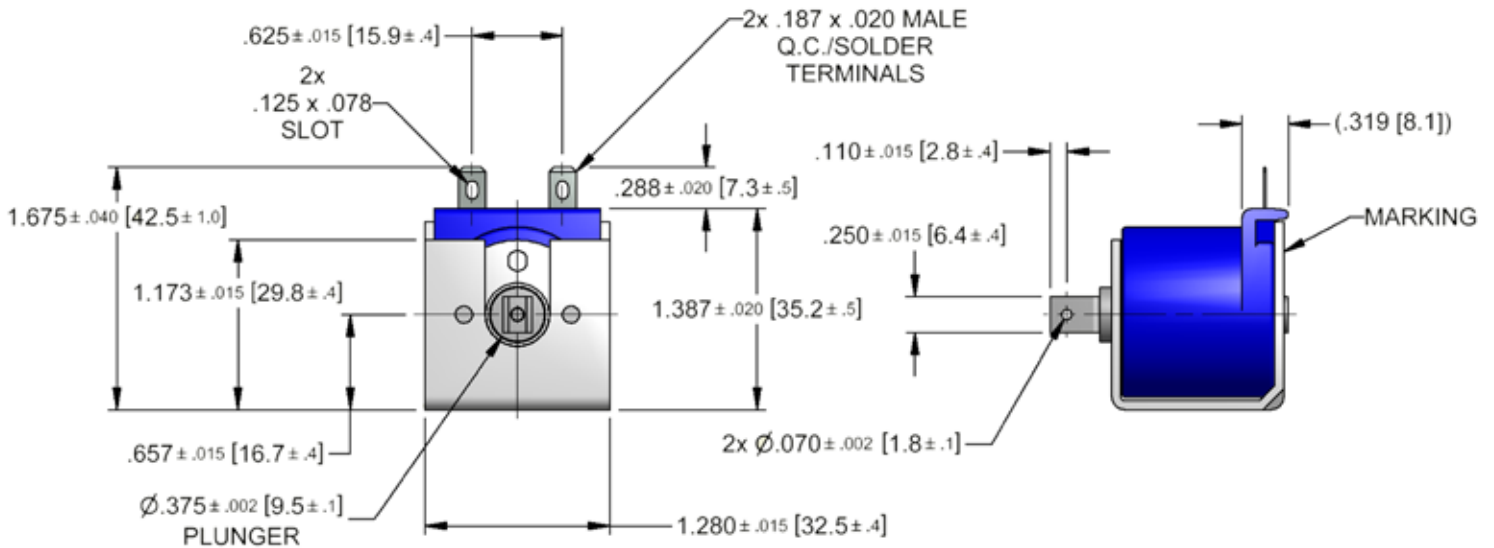


Electrical Specifications	
Coil Voltages	6, 12, 24, 120, 240 VAC 6, 12, 24, 110 VDC
Coil Power	9.5 VA Continuous, 25 VA Intermittent, 95 VA Pulse 6.5 Watts Continuous, 16 Watts Intermittent, 65 Watts Pulse
Coil Termination	0.187" [4.7] quick connect terminals (standard) 0.250" [6.4] quick connect terminals (optional) Wire leads optional with tape wrapped coil
Duty Cycle	Continuous, intermittent and pulse (see standard part numbers on page 4)
Coil Treatment	Encapsulated (tape wrapped optional)
Insulation Class	Class A Rating - 105°C (221°F) Max
Dielectric Strength	30 Volts and Under: 500 VRMS Over 30 Volts: 1000 VRMS plus 2X rated voltage for 1 minute
Mechanical Specifications	
Size	1.187" [30.1] (L) x 1.280" [32.5] (W) x 1.261" [32.0] (H)
Forces	See page 3 for force curves
Plunger Diameter	Ø 0.375" [9.5]
Plunger Guide Material	Plastic
Mounting	2X #6-32 UNC-2B Mounting Holes
Weight	Plunger - 0.6 oz [17.0 gms], Total - 3.5 oz [99.2 gms]
Life Expectancy	250,000 Cycles (Dependant on load conditions)
Agency Approvals	
UL File No. E57982 For Continuous Duty UL File No. E74443 For Insulation Systems S105	

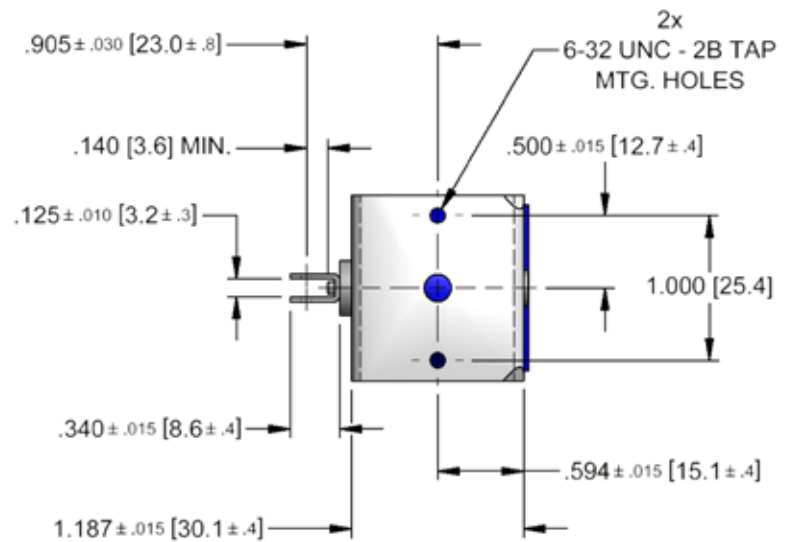
Dimensions: inches [mm]

Dimensional View

Units: Inches [mm]

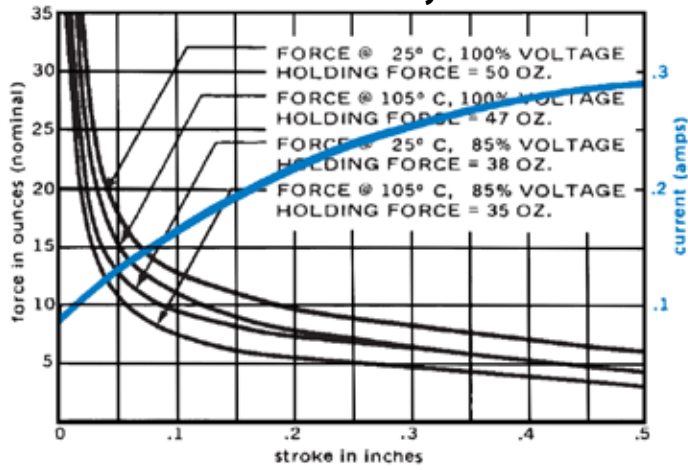


UNLESS OTHERWISE SPECIFIED
 INCHES ± .015
 (MILLIMETERS 0.38)

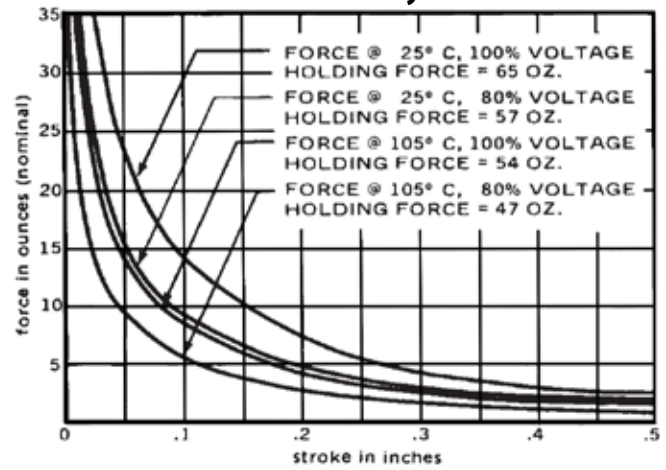


Force Curves

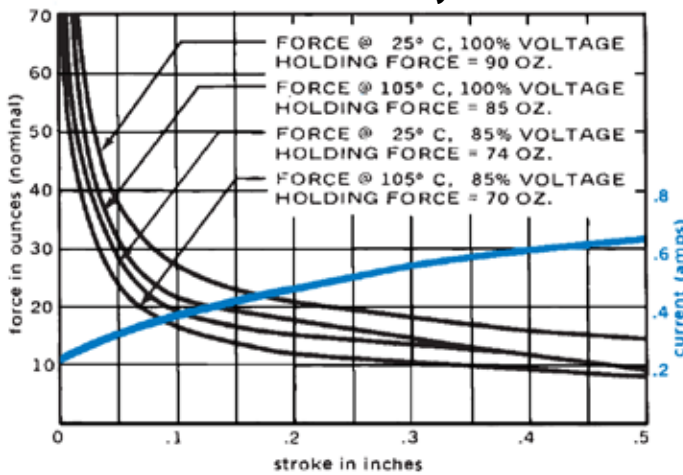
AC Continuous Duty - 9.5 VA



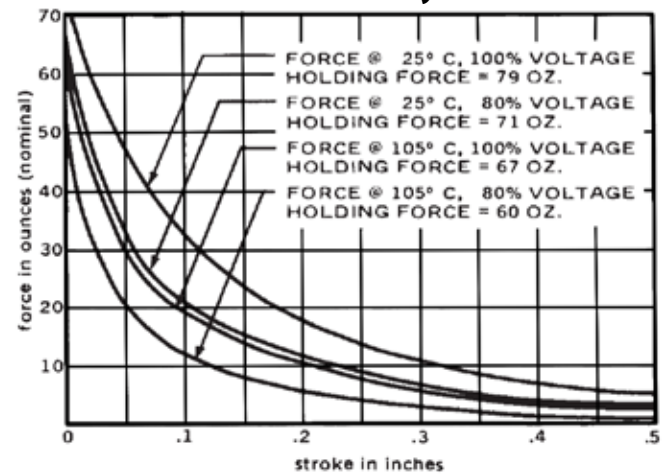
DC Continuous Duty - 6.5 Watts



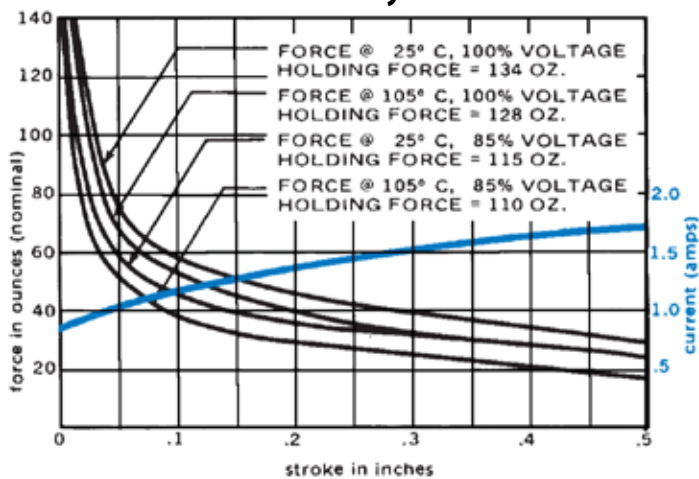
AC Intermittent Duty - 25 VA



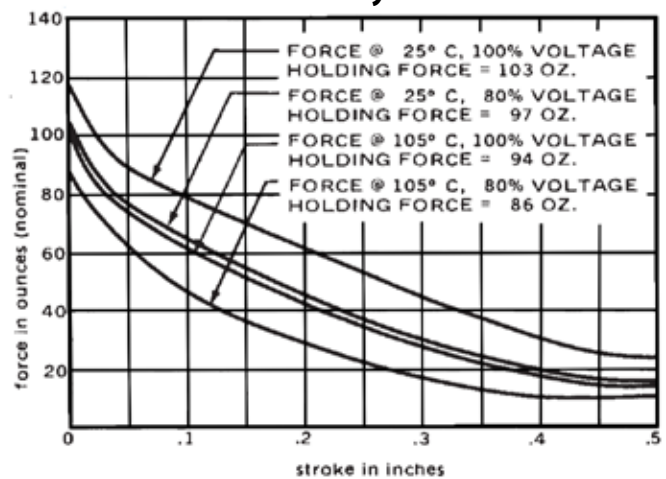
DC Intermittent Duty - 16 Watts



AC Pulse Duty - 95 VA



DC Pulse Duty - 65 Watts



Standard intermittent duty cycle at nominal voltage is 25%, with three (3) minutes maximum "ON" and nine (9) minutes minimum "OFF" in a repetitive cycle. Standard Pulse duty cycle is 10% with 100 milliseconds "ON" and 900 milliseconds "OFF".
 NOTE: Approx 36 sq. in. Heat Sink Required

Standard Part Numbers

Parts No.	Voltage	Duty Cycle	Power	Resistance (Ohms)	Operation	Typical Force oz [N] 100% Voltage, 77°F [25°C], Stroke @				
						0.000"	0.125"	0.250"	0.500"	0.750"
53712-80	6 VAC	Continuous	9.5 VA	0.82	Pull	50 [13.9]	12 [3.3]	8 [2.2]	6 [1.7]	0 [0.0]
53712-81	12 VAC			3.3						
53712-82	24 VAC			13.8						
53712-84*	120 VAC			346						
53712-85	240 VAC			1400						
53712-86	6 VAC	Intermittent	25 VA	.36	Pull	90 [25.0]	25 [7.0]	20 [5.6]	15 [4.2]	0 [0.0]
53712-87	12 VAC			1.44						
53712-88	24 VAC			5.8						
53712-90*	120 VAC			151						
53712-91	240 VAC			614						
53712-92	6 VAC	Pulse	95 VA	0.14	Pull	134 [37.3]	53 [14.7]	42 [11.7]	30 [8.3]	0 [0.0]
53712-93	12 VAC			0.57						
53712-94	24 VAC			2.25						
53712-96	120 VAC			60.3						
53712-97	240 VAC			242						
53713-80	6 VDC	Continuous	6.5 Watts	5.8	Pull	65 [18.1]	12 [3.3]	5.5 [1.5]	2.5 [0.7]	0 [0.0]
53713-81	12 VDC			23						
53713-82*	24 VDC			93.3						
53713-84	110 VDC			2010						
53713-86	6 VDC	Intermittent	16 Watts	2.25	Pull	79 [22.0]	27 [7.5]	14 [3.9]	5 [1.4]	0 [0.0]
53713-87	12 VDC			9.3						
53713-88	24 VDC			37.5						
53713-90	110 VDC			782						
53713-92	6 VDC	Pulse	65 Watts	0.57	Pull	103 [28.6]	74 [20.6]	53 [14.7]	24 [6.7]	0 [0.0]
53713-93	12 VDC			2.25						
53713-94	24 VDC			9.3						
53713-96	110 VDC			196						

(*) Normally Stocked

Non stocked items require a minimum order