



## DSVP12N DISPENSE VALVE

2-Way, direct-acting, gravity fed solenoid valve designed to dispense water or similar media from a tank.

### Applications

- Ice maker equipment
- Tank or boiler draining
- Potable water applications

### Features

- UR, cUR, NSF, & ENEC\* Cert.
- Up to 3 psi differential
- Multiple connection options
- Service & configure without tools
- Rotatable coil
- Rectified AC coils [1]
- \* Select Models



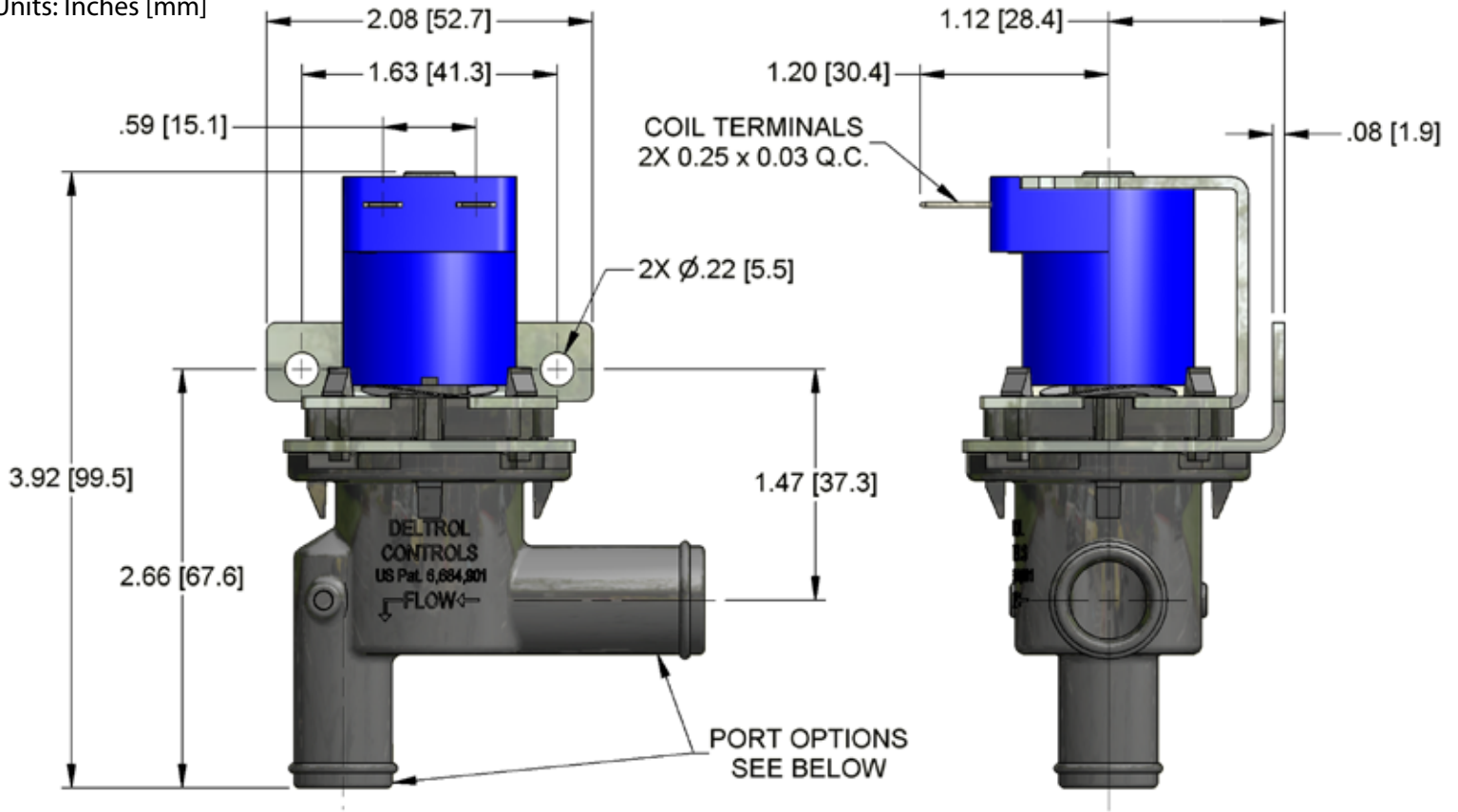
Electrical Specifications	
Coil Voltages	24, 110/120, 220/240 VAC 50/60 Hz [1]   12, 24, 36 VDC
Coil Power	AC valves 12W Cont / 16W Int   DC valves 10W Cont/12W Int
Coil Termination	0.25" x 0.03" spade terms std. (See additional options on page 5)
Coil Rectification	AC coils are rectified - Full and half wave options available (Non-rectified version available)
Duty Cycle	Cont = 100%   Int = 4 minutes on / 5 minutes off
Coil Treatment	Polyester encapsulated
Insulation Class	Class F (155° C)
Ambient Temperature	25° C
Mechanical Specifications	
Media	Water up to 99° C with Polysulfone body   77° C with Nylon and Noryl® bodies
Operating Pressure	0-24 inches water column (up to 3 psi available upon request)
Operating Position	Any position between horizontal and facing up.
Mouting Bracket	Available in any 90° increment - see details on subsequent pages
Inlet / Outlet Connections	See options on subsequent pages.
Vent Tube Option	Available upon request
Valve Body Material	PSU - Polysulfone, PPE - Noryl®, PA66 - Nylon
Diaphragm Material	VMQ - Silicone
Weight	7.5 oz.
<b>Agency Approvals</b>	UR, cUR, NSF, ENEC (Agency approvals do not apply to every configuration)
<b>Patents</b>	US Patent 6,684,901

[1] AC coils are internally rectified. The rectifiers may require protection from transient voltages. It is recommended that a metal-oxide varistor (MOV) be placed in parallel at the coil.

# DSVP12N

## Dimensional View

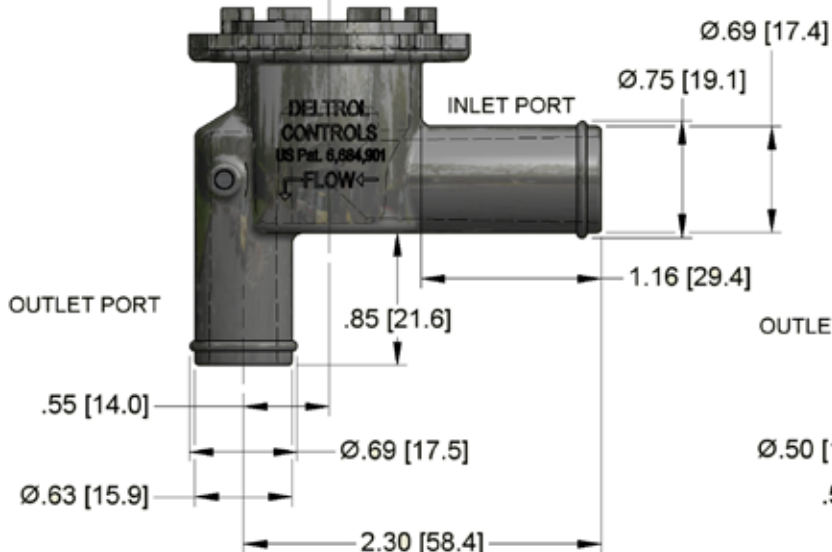
Units: Inches [mm]



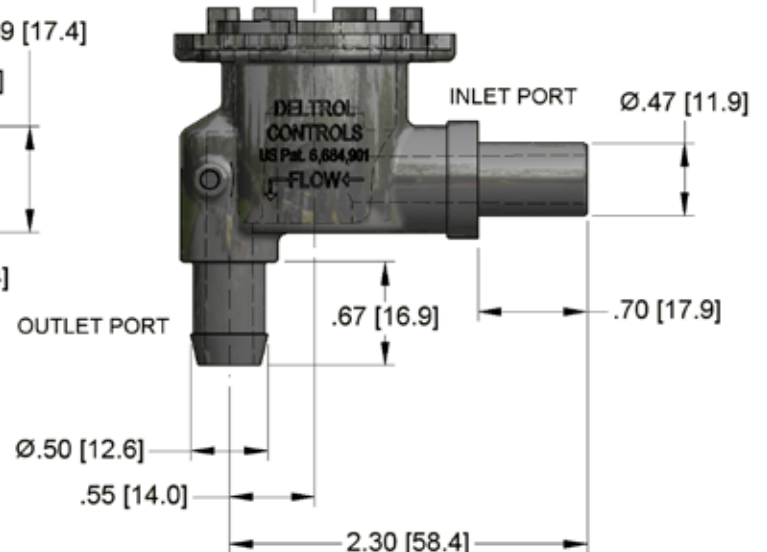
## Valve Body Options

Units: Inches [mm]

**Valve Body A**  
Available in:  
Noryl®, Nylon, Polysulfone



**Valve Body B**  
Available in:  
Noryl®, Nylon, Polysulfone



NORYL® is a registered trademark of SABIC

Specifications subject to change without notice

2 of 7

Rev 7/10/13

©2011 Deltrol Controls - A Division of Deltrol Corp.


2740 South 20<sup>th</sup> Street Milwaukee, WI 53215 USA | P: 414.671.6800 | F: 414.671.6809 | www.deltrol-controls.com | sales@deltrol.com

## Mounting Bracket Orientation Options


Bracket will be set at specified position during assembly.

Bracket position may also be set to desired position by customer after assembly.

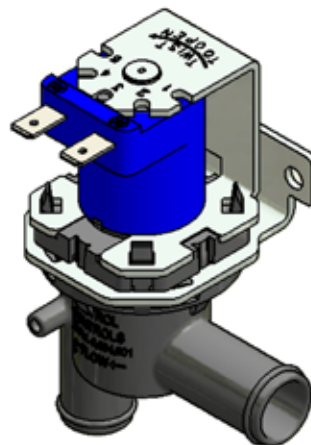
**Front (over inlet port)**



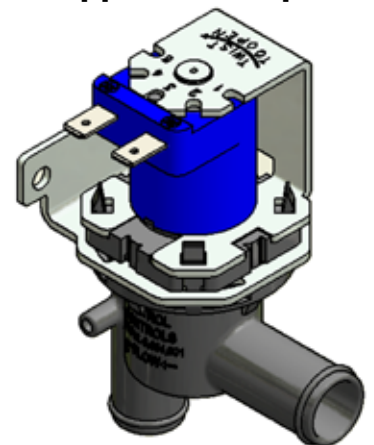
**Left of inlet port**



**Right of inlet port**



**Back (opposite inlet port)**

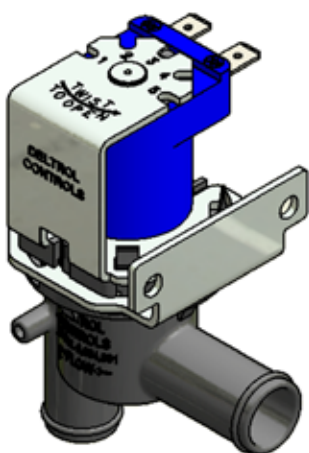


## Frame Orientation Options

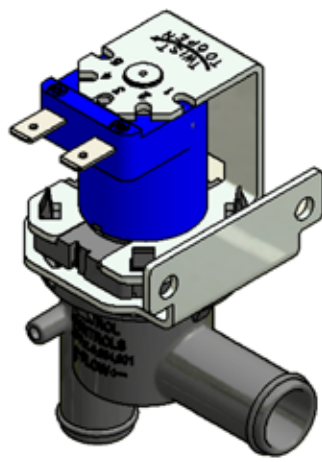
Frame will be set at specified position during assembly.

Frame position may also be set to desired position by customer after assembly.

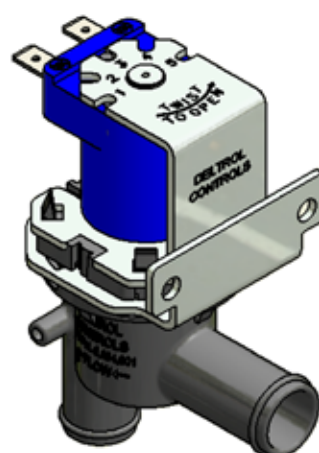
**Left of inlet port**




**Right of inlet port**



**Front (over inlet port)**

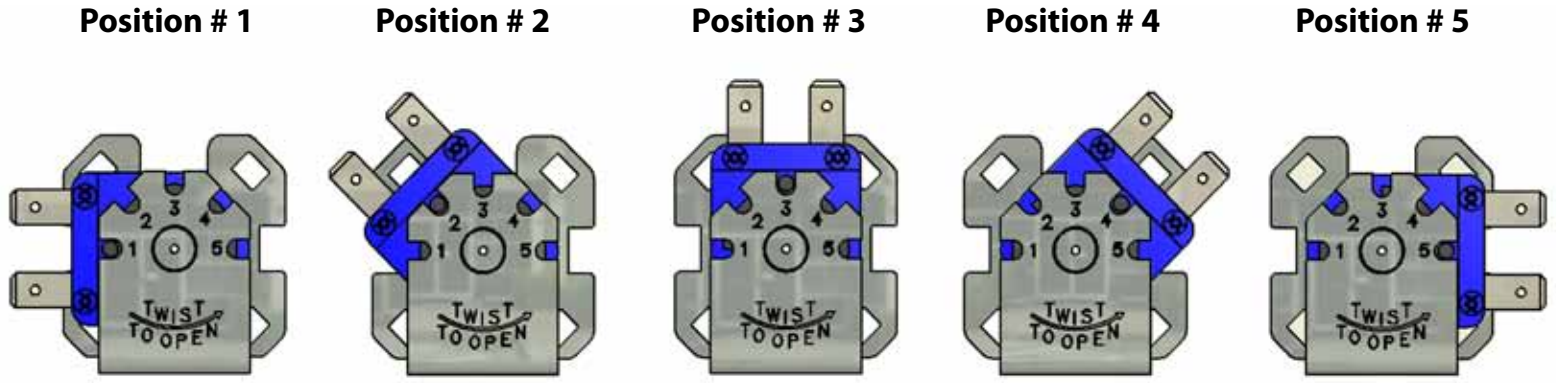


**Back (opposite inlet port)**



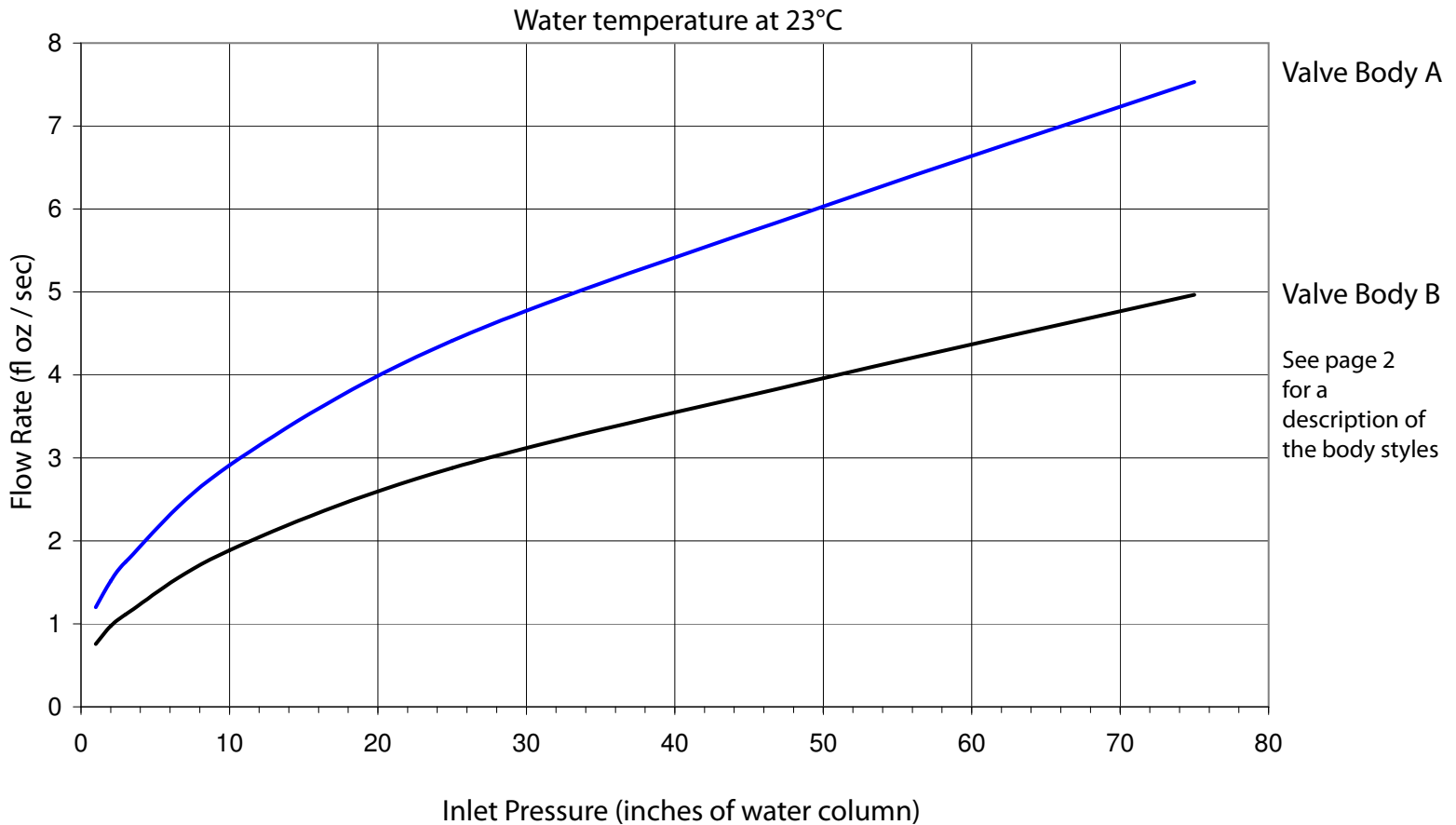
## Coil Terminal Orientation Options

Coil terminal orientation will be set at specified position during assembly, and can also be set to desired position by customer after assembly. Coil terminal orientation options are only available with the standard coil.



## Flow Data

Flow data is approximate and will be affected by application variables. User must verify performance in their application.



## Alternate Coil Options


The coil termination options below are now available for our DSVP12N valve. Benefits include expanded connection options, improved ingress protection, and improved corrosion resistance.

### ISO 4400 (DIN 43650 FORM A)



- IP-67 Rating
- Encapsulated class F (155° C) coil construction
- Available in:  
12, 24, 36 VDC and  
24, 120, 240 VAC

### MOLDED-IN 20 GA LEAD WIRES



- Connectors can be assembled to lead wires
- Encapsulated class F (155° C) coil construction
- Available in:  
12, 24, 36 VDC

### DEUTSCH DT04-2P



- IP-69 Rating
- Encapsulated class F (155° C) coil construction
- Available in:  
12, 24, 36 VDC

### QUICK CONNECT 1/4" SPADE TERMINALS



- Encapsulated class F (155° C) coil construction
- Available in:  
12, 24, 36 VDC  
and 24, 120, 240 VAC

## Ordering Information - Non-Standard Configurations

(Minimum Quantities Apply)

When ordering, please provide as much of the following information as possible to help specify the appropriate valve configuration for your application. If you require assistance, please contact a Deltrol Controls Sales Engineer:

1. What voltage will be supplied to the valve?

- 12VDC • 24VAC 50/60Hz
- 24VDC • 110/120VAC 50/60Hz
- 36VDC • 220/240VAC 50/60Hz

2. What valve body option does your application require? (See Valve Body Options on page 2)

- Valve body A (Available in Noryl®, Nylon or Polysulfone)
- Valve body B (Available in Noryl®, Nylon or Polysulfone)

3. What diaphragm material does your application require?

- VMQ - Silicone

4. How do you want the mounting bracket oriented? (See Mounting Bracket Orientation Options on page 3)

- Front (over inlet port) • Right of inlet port
- Left of inlet port • Back (opposite inlet port)

5. How do you want the frame leg oriented? (See Frame Orientation Options on page 3)

- Front (over inlet port) • Right of inlet port
- Left of inlet port • Back (opposite inlet port)

6. How do you want the coil terminals oriented? (Standard coil only. See Coil Terminal Orientation Options on page 4)

- Position #1 • Position #4
- Position #2 • Position #5
- Position #3

7. What coil spade terminal configuration will your application require?

- Straight, as shown in the Dimensional View on page 2
- Bent up (either 45° or 90°), away from valve body
- Bent down (either 45° or 90°), towards valve body

8. What is the head pressure in your application in inches of water column?

9. Do you require an alternate coil? (See page 5 for options and available voltages)

- ISO 4400 (DIN 43650 Form A) • Molded-in lead wires
- Deutsch DT04-2P • 1/4" spade terminals

## Ordering Information - Standard Configurations

The parts listed below are standard configurations that are typically available through distribution. Please contact your nearest Deltrol distributor for small volume pricing.

Part Number	Model	Voltage
74017-80	DSVP12N-2LSX-24A-R3SR	24 VAC
74017-81	DSVP12N-2LSX-120A-R3SR	110/120 VAC 50/60 HZ
74017-82	DSVP12N-2LSX-240A-R3SR	220/240 VAC 50/60 HZ
74016-81	DSVP12N-2LSX-24D-R3SR	24 VDC

- COIL TERMINATION: 0.25x0.03 TERMINALS (ORIENTED TO LEFT OF INLET PORT)
- FIXED FLOW
- VALVE BODY A- SEE PAGE 2 FOR DETAILS
- NO VENT TUBE

- VALVE BODY MATERIAL: NYLON
- DIAPHRAGM MATERIAL: SILICONE
- BRACKET ORIENTED TO RIGHT OF INLET PORT
- AC COILS ARE INTERNALLY RECTIFIED



Part Number	Description
70105-01	SILICONE DIAPHRAGM

- SILICONE MATERIAL FOR POTABLE WATER APPLICATIONS



For other part inquiries please call our factory.